






THE CONSORTIUM  
ACADEMY TRUST

LEARNING BEYOND THE CLASSROOM  
IS FOR YOU TO DO WITH YOUR  
FAMILY, FRIENDS OR ON YOUR OWN.  
WORK YOUR WAY THROUGH IT OVER  
THE YEAR TO ENJOY LEARNING AND  
NEW EXPERIENCES. WE LOOK  
FORWARD TO HEARING ABOUT YOUR  
LEARNING AND SEEING YOUR WORK.

YEAR  
4

NAME: \_\_\_\_\_



DIGITALCURRICULA

[www.digitalcurricula.co.uk](http://www.digitalcurricula.co.uk)



## ENGLISH

### Academic

Enjoy reading a book by Roald Dahl, David Walliams, J.K. Rowling or Jacqueline Wilson.

Write a paragraph or two to explain the plot, the main characters, what you particularly liked about the book and any parts that you felt could have been improved by the author.

Share your work with your teacher.



### Visits / Out And About

Join a reading group at your local library or, alternatively, form a reading group with some friends or family members.

Tell your teacher about what you and your group have been reading.



### Family

Talk with an older member of your family about a favourite story from their childhood.

Ask appropriate questions so that you fully understand the story and can re-tell it to your teacher.





### Watching / Listening

Watch a film where good triumphs over evil. Write a few sentences to explain the following:

- What was the basic plot?
- How did the characters develop?
- What happened at the end?

Show your work to your teacher.





## MATHEMATICS

### Academic

Identify acute and obtuse angles on your walk to school. Take photographs or make sketches and label the pictures appropriately.

Show your work to your teacher.



### Visits / Out And About


Plan a meal for a family of four and research prices in a shop. How cheap can you make the meal?

Write down a list of the food items that you have chosen and their prices and show it to your teacher.




### Family

Design a card game to match analogue and digital times. Play it with your family and then bring it in to show your teacher.



x



### Watching / Listening

Watch and listen carefully to this video, which will remind you about the relationship between multiplication and division:



<https://is.gd/jtyT6r>

Make up some examples of inverse operations to show your teacher.





## PSHE

### Academic

Find out which political party is currently in power. Use the Internet to help you find out a few simple facts about their history or beliefs and write these down to show your teacher.

### Visits / Out And About

Visit your local town hall and find out some information about present and past Mayors.

Write a few sentences about what you have learned and show these to your teacher.

### Family

With your family, discuss situations that you have found tricky, eg. a fall-out with a friend or attempting to gain a swimming award.

How did you get through these challenges?

Write a few sentences to explain your strategies and share your work with your teacher.

### Watching / Listening

Watch and listen carefully to this video about rights and responsibilities:

 <https://is.gd/XpwLAr>

Write a few sentences about what you have learned to show your teacher.



## SCIENCE

### Academic

Take a look at all the plants that you can see in your local environment eg. the park or your garden. Make sketches of a couple of these plants or take photographs and then try to name them.

Share your work with your teacher.



### Family

With your family, bake a simple loaf of bread. Either take a photograph or draw a picture of your loaf when it is finished.

While you are making your bread, look carefully at what happens when the yeast reacts with the sugar and write down your observations in a few sentences.

Show your work to your teacher.



### Watching / Listening

Watch this video about sound:



<https://is.gd/YpQhdr>

Write a few sentences about what you have learned and show them to your teacher.



### Visits / Out And About

Choose a habitat to visit in your local area eg. woods, river, beach, garden. What animals can you see there, or what animals might you expect to see there?

Make a list of these, with suitable illustrations.





## GEOGRAPHY

### Academic

Use a map to help you to locate a famous river. Complete some extra research using the Internet and write a short fact file about your chosen river to show to your teacher.



### Visits / Out And About

Visit both a natural feature of interest eg. a local wood or beach, and a man-made feature of interest eg. a church or windmill.

Write a few sentences about each visit, explaining what you enjoyed looking at and which you preferred.

Share this with your teacher.



### Family

With your family, look at a map of your village, town or city. It could be an online map or a paper copy.

Try to locate your street and, if possible, your house. Tell your teacher about the map that you used.



### Watching / Listening

Watch and listen carefully to this video:  
Compass Directions



<https://is.gd/Gm7jSy>

Make a list of the eight main compass points to show to your teacher.





## LANGUAGES

### Academic

Read a story book in the language that you are studying. Ask your teacher if you can borrow one from school.

See if you can work out the plot.


Write down your ideas to show your teacher.



### Family

Try some food that is typical of the country whose language you are studying. You may have to use the Internet to help you to research this.

Write a sentence to explain what you thought about this tasting experience and show it to your teacher.



### Watching / Listening

Listen to some music by a composer or singer associated with the country whose language you are studying.

Write a couple of sentences about what you have listened to, explaining whether or not you enjoyed it and why.

Show your work to your teacher.



### Visits / Out And About

Visit a travel agent and collect a brochure featuring holidays in the country whose language you are studying. Have you ever visited this country? Would you like to?

Write a few sentences about a visit you have made in the past or a visit you would like to make in the future. Perhaps you could illustrate your work with clippings from your travel brochure.

Show your work to your teacher.





## HISTORY

### Academic

Historians often use the following words:

**Change  
Sources  
Differences**

Can you find out what they mean? Write down their definitions and show your teacher.

### Visits / Out And About

Visit a local graveyard. Have a look at some of the grave stones there. Choose two to study.

What do these monuments tell you about the people who died?

Share your work with your teacher.

### Family

Talk to your family about how things have changed over time. Use one of the following topics as a discussion point: Fashion/Food/Music, or perhaps a family member can suggest a different topic.

What do older family members remember about this?

Was it different when they were growing up?

Write a few sentences about what you have learned and show them to your teacher.

### Watching / Listening

Watch a film that is set in a past historical period. Here are a few examples:

The Railway Children  
The Secret Garden  
Swiss Family Robinson  
Swallows and Amazons  
Mary Poppins  
A Christmas Carol

Write a short review, including a couple of sentences about the time period in which the film is set.

Show your work to your teacher.



# ART

## Academic

**Pablo Picasso** was a very famous Spanish artist, known for using different styles. One of his most famous styles is known as cubism.

Have a look at some of the paintings from Picasso's cubist period and write a few sentences to describe this style.

This is a useful website to use:



<https://is.gd/cYMFvI>

Show your work to your teacher.



## Visits / Out And About

Draw something that you can see in your garden, back yard or local area. It could be a tree, flower, a building or something else.

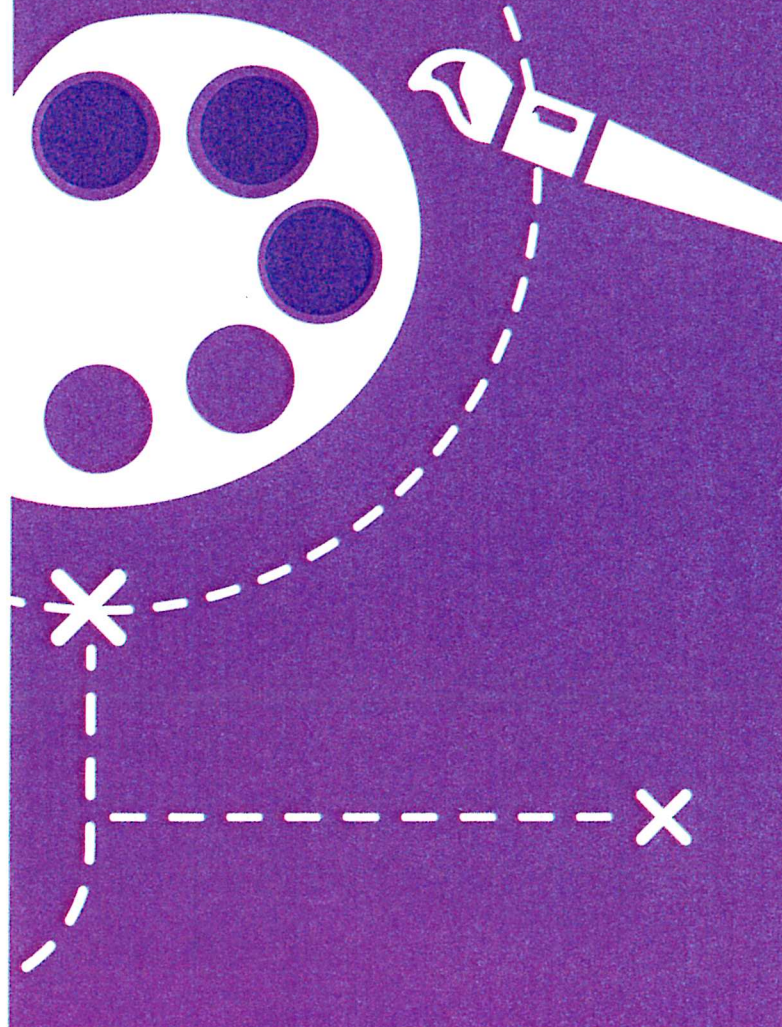
Make sure that your drawing is drawn to scale, with rendering.



## Family

Paint a picture of a family member. Try to make your painting consistent and accurate, with obvious depth and tone.

Try to do this without any help.





## Watching / Listening

Have a look at this website:



<https://www.tate.org.uk/kids>

There are lots of activities to enjoy here. Write a paragraph to explain what you have learned about art from looking at this website and show it to your teacher.





## DESIGN AND TECHNOLOGY

### Academic

What is a **lever**? You could find out by looking on the Internet. Find some examples of levers and write a few sentences to explain how they work.

Show your work to your teacher.

### Visits / Out And About

Take a walk through your local town or city and choose two school buildings to examine carefully.

Make sure that one is modern and that the other was built a long time ago. Take photographs or make sketches to show their differences.

Show your pictures to your teacher.

### Family

With help from an adult, make some vegetable soup for your family to enjoy. You will have to practise your peeling, chopping and grating skills.

When you have finished, jot down the recipe that you have followed to make your delicious soup.

Show your recipe to your teacher.

### Watching / Listening

Use the Internet to watch a short film about Leonardo da Vinci – world famous engineer.

Write a few sentences to explain what you have learned and show them to your teacher.



# MUSIC

## Academic

Can you find out what is meant by the word **genre** in music?

Jot down your answer to show your teacher.



## Visits / Out And About

Visit three or more large shops.

What kind of music is being played?  
Are they playing different styles?  
Why might that be?  
Do you recognise any of the tunes?

Jot down your thoughts and show your teacher.



## Family

Make a musical instrument out of junk with a family member. Use it to perform a song or piece of music for your family.

Bring your instrument into school to show your teacher.




## Watching / Listening

Listen to 'Also Sprach Zarathustra' by Richard Strauss OR 'Ride of the Valkyries' by Richard Wagner. Both pieces tell a story.

Can you work out what it might be?  
Use the Internet to help you by researching the piece.

Write a few sentences to describe your ideas and share your work with your teacher.





**RE**

### Academic

Find out what a saint is by looking in a book or watching a film/tv show or by using the Internet. Choose one saint to focus on and write a paragraph about him or her.

Show your work to your teacher.



### Visits / Out And About

Visit as many religious buildings in your local area as you can. Write a few sentences about each one that you visit and note down their similarities and differences.

Show your work to your teacher.



### Family

Think about all the different groups that you belong to eg. your class, a Cub or Brownie pack, a sports team etc. What about other family members?

Make a poster with another family member to show all of these different groups.

Show the poster to your teacher.



### Watching / Listening

Watch this clip about Hindu worship:





<https://is.gd/IVU3av>

Write a few sentences about what is important to Hindus and show these to your teacher.







## Family

Talk to an adult member of your family about their favourite sport or form of exercise. Can you ask them questions to find out more about it?

You could also ask them if any other members of the family have or used to have a particular sporting talent or interest. If so, what was their biggest achievement?

Write a few sentences about what you have found out and show them to your teacher.




## Academic

The following values are often regarded as being essential in sports:

- Passion
- Self belief
- Respect
- Honesty
- Determination
- Teamwork

Design a banner to illustrate one or more of these values. It should be colourful and clearly show the value in both words and pictures.

Show your work to your teacher.



## Visits / Out And About

Plan the route of a short walk around a local area.

You could use a map or a route-plotting tool on the Internet to help.

Think carefully about safe places to cross any roads.

How far have you walked?  
Did you stick to the plan?

Write down a few sentences to describe what you have done and show them to your teacher.



## Watching / Listening

Watch a clip of Jonny Brownlee helping his brother Alistair to get across the finishing line in a World Triathlon – this is available on YouTube. Think carefully about the clip.

How do you imagine that both Jonny and his brother must have been feeling as they crossed the line?

Write a few sentences to explain your ideas and show your work to your teacher.

