

2018/19 Performance Data

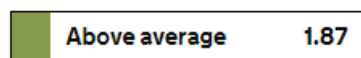
Key Stage 2

Progress in reading, writing and maths ?

Reading ?

Number of pupils = 47

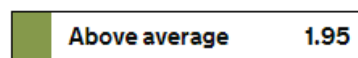
Pupils with adjusted scores = 1



Writing ?

Number of pupils = 47

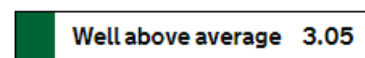
Pupils with adjusted scores = 0



Maths ?

Number of pupils = 47

Pupils with adjusted scores = 0

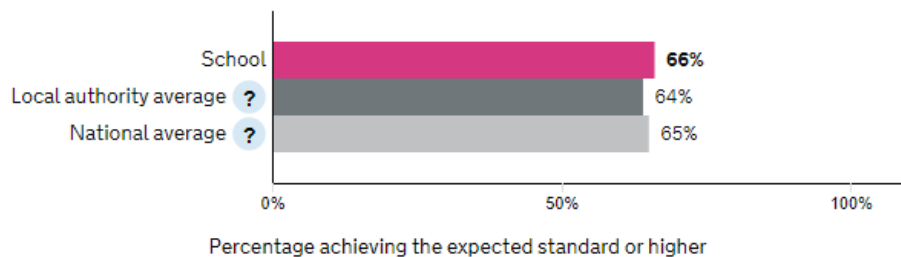


The above progress data places the academy in the top 18% of schools nationally for reading and writing and in the top 10% of schools for maths.

Reading, writing and maths combined ?

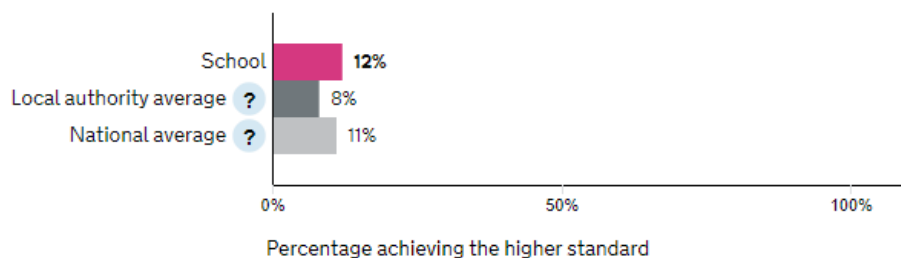
Percentage of pupils achieving the expected standard or higher ?

Number of pupils = 50



Percentage of pupils achieving the higher standard ?

Number of pupils = 50



Key Stage One

	2019	2018
Number of pupils	47	
Pupils meeting the expected standard in reading	74	77
Pupils achieving the higher standard in reading	23	31
Pupils meeting the expected standard in writing	79	75
Pupils achieving the higher standard in writing	21	26
Pupils meeting the expected standard in maths	79	75
Pupils achieving the higher standard in maths	26	24

EYFS Outcomes

	All	Boys	Girls	Dis	Other	Autumn	Spring	Summer
Number of pupils	27	16	11	5	22	11	11	5
Pupils meeting good Level of Development	78	75	82	60	82	73	82	80
Pupils exceeding good level of development	15	13	18	0	18	18	18	0