



THE CONSORTIUM
ACADEMY TRUST

LEARNING BEYOND THE CLASSROOM
IS FOR YOU TO DO WITH YOUR
FAMILY, FRIENDS OR ON YOUR OWN.
WORK YOUR WAY THROUGH IT OVER
THE YEAR TO ENJOY LEARNING AND
NEW EXPERIENCES. WE LOOK
FORWARD TO HEARING ABOUT YOUR
LEARNING AND SEEING YOUR WORK.

YEAR
3

NAME: _____



www.digitalcurricula.co.uk

ENGLISH

Academic

Enjoy reading a book by Enid Blyton eg. The Famous Five, The Secret Seven, Mallory Towers, The Magic Faraway Tree.

Write a few sentences to explain the plot, main characters and what you particularly liked about the book.

Show your work to your teacher.



Visits / Out And About


Take a walk around your local area and look for examples of adjectives used in advertising.

Take some photographs or make notes about what you have seen to show to your teacher.



Family



Act out your favourite story or memory with your family. Be prepared to tell your teacher all about this.



Watching / Listening

Watch a film that you enjoy. Write a list of the characters and make short notes on how each one affects the story.

Show your work to your teacher.



MATHEMATICS

Academic

Create a piece of art using either 2D shapes or 3D shapes. It could be an abstract painting (2D shapes), a sculpture (3D shapes) or something completely different.

Take your art work into school to show your teacher.



Visits / Out And About

Visit a shop with an adult and pay for an item with a note. Before you hand the note to the shop assistant, talk to your adult about how much change you expect to be given. Were you right?

Jot down the name of the item, its price, the note that you handed over and the change that you were given.

Show these calculations to your teacher.



Family

Look around your home and find examples of both analogue and digital clocks.

Jot down details eg. digital clock on the microwave; analogue clock on the mantelpiece.

How do you know whether it is AM or PM?

Tell your teacher your ideas.



Watching / Listening

Watch this video to help you to learn your 4 x table:



<https://bit.ly/2WHrygh>

Recite your 4 x table to your teacher.



PSHE

Academic

Find out the names of the two main political parties in the UK. Jot these down and show your teacher.

Visits / Out And About

Visit a helpful person in the community and find out about their job. People you might consider visiting include doctors, dentists, vicars, people who work in charity shops and so on.

Write a few sentences about what they tell you and show these to your teacher.

Family

Make a treasure chest, you could use an old shoe box or biscuit tin, and fill it with your own hopes and dreams for the future.

Bring your treasure chest into school to show your teacher.

Watching / Listening

Watch this video about cycle safety:

 <https://bbc.in/2WMZEzi>

Write a couple of sentences about what you have learned to show your teacher.

SCIENCE



Academic

Look in some information books or use the Internet to find out the names of some evergreen trees. Write these in a list to show your teacher.

You may want to illustrate your list with drawings of these trees.



Visits / Out And About

Visit a pet shop, garden centre, farm or zoo. What animals do you see there?

Make a list of things that you would need in order to be able to look after these animals.



Family

With your family, make some delicious fairy cakes. Either take a photograph or draw pictures of your cakes.

In a few sentences, can you explain what happens to all of the different ingredients when they are baked in the oven?

Can you change the ingredients back into their original forms?

Share your work with your teacher.



Watching / Listening

Watch this video about light:

 <https://bit.ly/2BnvuKa>

Write a few sentences about what you have learned and show them to your teacher.



GEOGRAPHY

Academic

Look at a world map. Use it to help you to locate the countries and capital cities of the UK and present these in a list for your teacher.



Visits / Out And About

Visit a very tall building and take a trip to the top.

Make a list of everything that you can see from the top.

Take your list into school to share with your teacher.




Family

Hide some 'treasure' somewhere in your house or garden. The treasure could be a small toy or something that you have made yourself.

Make a treasure trail and ask your family to follow the trail to find the treasure.

Bring the trail to school to show your teacher.



Watching / Listening

Watch this video:
Rivers and the Water Cycle



<https://bbc.in/2DYtSbi>

Write a few sentences about what you have learned to show your teacher.



LANGUAGES

Academic

Use the Internet to find out which countries in the world speak the language that you are studying as their first language.

Make a list of these countries and show it to your teacher.

Visits / Out And About

Try playing a game that is typical of the country whose language you are studying.

For example, the French enjoy a game called boules; the Italians enjoy playing a version of Cops and Robbers (*Guardi e Lardi*); the Germans enjoy Cat and Mouse (*Katz und Maus*); and the Spanish children enjoy playing Hopscotch (*Rayuela*).

You may need to research the rules for these games on the Internet. Tell your teacher all about your game.

Family

Try a breakfast that is typical of the country whose language you are studying. You may have to use the Internet to help you to research this.

Write a sentence to explain what you thought about this tasting experience and show it to your teacher.

Watching / Listening

Use the Internet to find a children's television programme that is shown in the country whose language you are studying. Watch an episode of the programme, or even just a clip.

Can you work out what is happening?

Write a couple of sentences about what you have watched and show your work to your teacher.

HISTORY

Academic

Find out more about a period of British history that you have studied (eg. Roman Britain or The Victorians) by looking in a book or watching a film/tv show or by using the Internet.

Write down at least three changes that our country experienced during this period of history and show your work to your teacher.

Visits / Out And About

Walk around your local town/city/village. Make a list of old buildings that you pass. Can you find out which one is the oldest?

You could use information provided at/on/near the building or use the Internet to help you.

If you can't find out for certain, tell your teacher which building you suspect to be the oldest and explain why.

Family

Talk to your family about its history. Has the family always lived locally or have they moved here from further away?

Are there any interesting stories about family members from different time periods? eg. Did a great grandparent perhaps fight in a world war? Did an ancestor come over to Britain on a Viking boat?

Write down any interesting tales and show them to your teacher.

Watching / Listening

Watch an episode of Rotten Romans or Vile Victorians on YouTube. Or, if your local theatre is putting on a Horrible Histories production, perhaps you could persuade your parents/carers to take you.

Write a few sentences about what you have learned and show them to your teacher.

ART

Academic

Piet Mondrian was a very famous Dutch painter, known for his abstract style.

Have a look at some of his paintings and write down some words or sentences to explain what is meant by abstract.

This is a useful website to use:



<https://bit.ly/2HXVNME>

Show your work to your teacher.



Visits / Out And About

Draw something that you can see in your garden, back yard or local area. It could be a tree, flower, a building or something else.

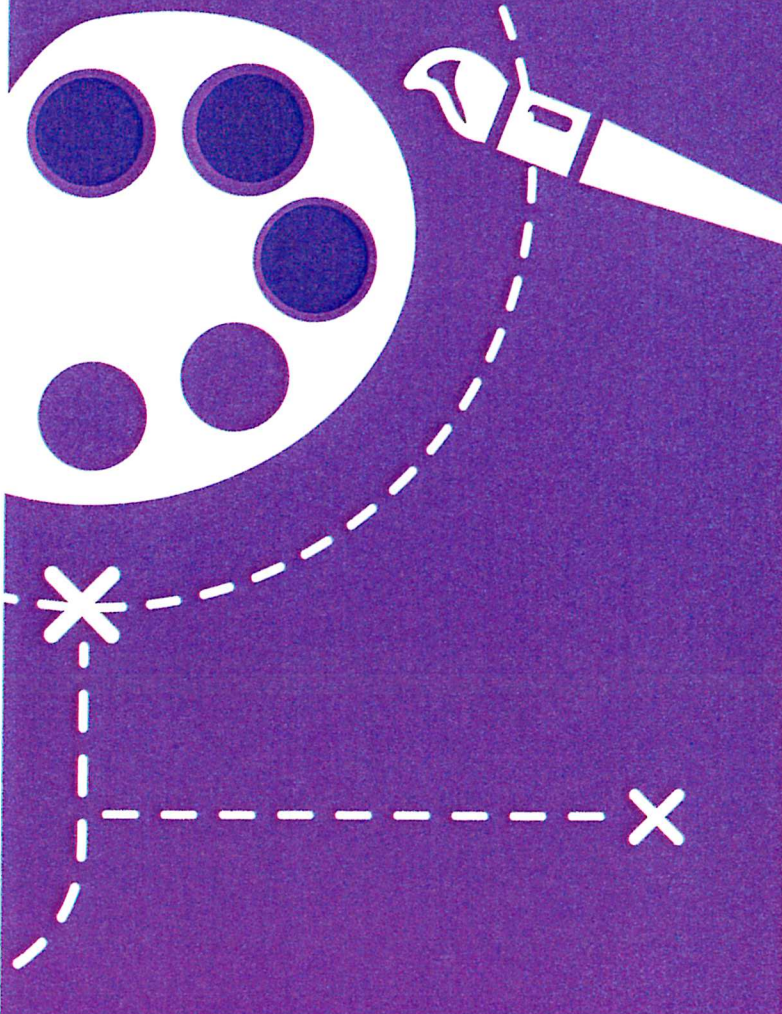
Try to make sure that your drawing is mainly drawn to scale, with rendering.



Family

Paint a picture of a family member.

Try to make your painting consistent and accurate, with obvious depth and tone.

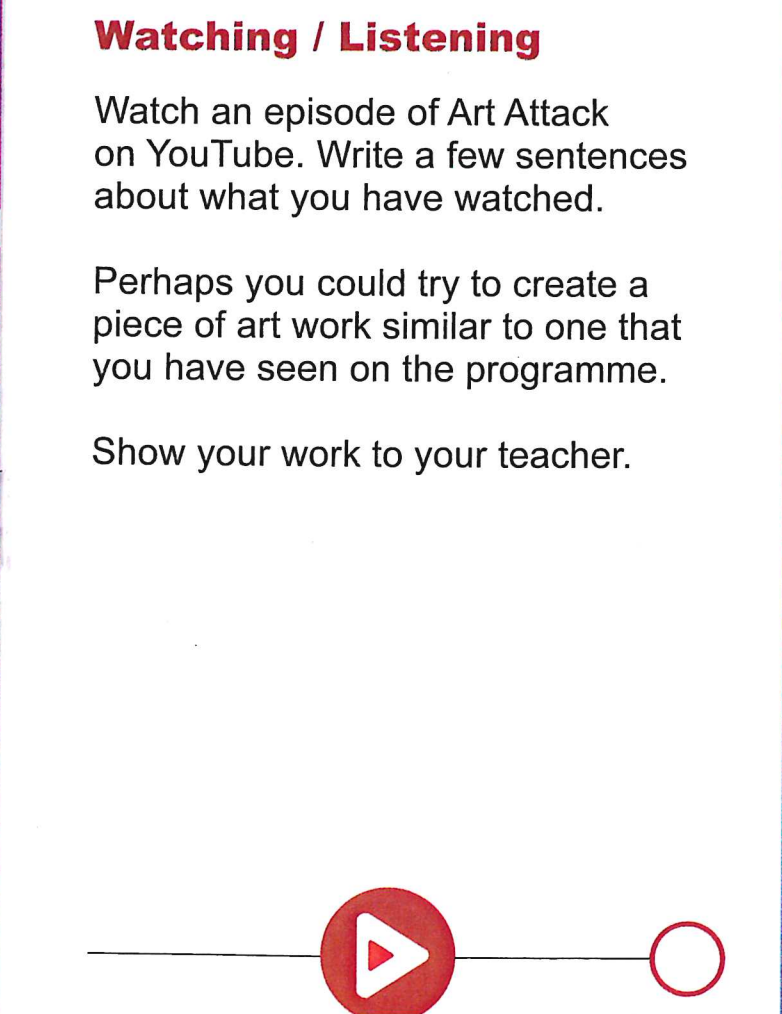


Watching / Listening


Watch an episode of Art Attack on YouTube. Write a few sentences about what you have watched.

Perhaps you could try to create a piece of art work similar to one that you have seen on the programme.

Show your work to your teacher.



DESIGN AND TECHNOLOGY



Academic

What is a **pulley**? You could find out by looking on the Internet. Can you explain how a pulley works?

Write a couple of sentences to show your understanding of this and show them to your teacher.



Visits / Out And About

Take a walk through your village, town or city and look out for buildings made of different stone eg. sandstone and red brick.

Take photographs or make sketches to show how different they look.

Show your pictures to your teacher.



Family

Talk to your family about their favourite sandwich fillings and then make a sandwich for one of them to enjoy.

See if you can also find out about the 'Eatwell Plate' and jot down a couple of sentences to explain this idea.

Show your sentences to your teacher.



Watching / Listening

Use the Internet to watch a short film/clip about 'Bluetooth Technology'.

Write down a couple of sentences to explain what you have learned and show them to your teacher.



MUSIC

Academic

One of the world's most famous composers was **Vivaldi**. Look at the following website:

 <https://bit.ly/2rJ72zE>

Can you find out Vivaldi's birth and death dates and the names of some of his most famous compositions?

Jot down your answers to show your teacher.



Visits / Out And About

Visit a large shop. What kind of music are they playing? How does it make you feel when you are in the shop?

Jot down your thoughts and show your teacher.



Family

Ask a grandparent or elderly relative or family friend to teach you a song that they learned a long time ago. If you're brave enough, sing it to your teacher.

If you're feeling too shy to sing, make sure that you remember the title of the song so that you can tell your teacher all about it.



Watching / Listening

Listen to 'Three Little Birds' by Bob Marley or any reggae music. What are your thoughts, feelings and musical observations of this type of music?

Jot down a couple of sentences to describe your thoughts.

Show your work to your teacher.



RE



Academic

Find out who founded Christianity by looking in a book or watching a film/tv show or by using the Internet.

Write a few sentences to explain their main teachings. Choose another faith and do the same.

Show your work to your teacher.



Visits / Out And About

Visit any place of worship eg. a local church, synagogue or mosque, and find out what happens there.


Write a couple of sentences to explain what you have found out and show these to your teacher.



Family

Celebrate a festival together. It could be a Christian festival (eg. Christmas, Easter, Lent) or one from a different religion (eg. Hanukkah or Eid).

Write a few sentences about your celebration and show these to your teacher.




Watching / Listening



Watch this clip about Muslim prayer:



<https://bbc.in/2Gebeym>

Write a couple of sentences about what you have learned and show these to your teacher.





Academic

Carry out research using books or the Internet to produce a fact file about an inspirational sportsperson of your choice.

You could include:

- Name, date of birth, nationality.
- Sport.
- Achievements.
- Why they are considered inspirational.
- Interesting facts.

Share your work with your teacher.



Family


With another member of your family try out some of the '10 Minute Shake Ups' on the NHS change4life website:



www.nhs.uk/change4life/

Can you create an activity of your own that you could share with others?

Write out the rules of your activity and decorate your work before showing it to your teacher.



Watching / Listening

Watch a clip of Derek Redmond at the Barcelona Olympics in 1992 – this is available on YouTube.

Now try to jot down answers to the following questions:

What is happening in the race?
Why do you think he carried on?

Show your work to your teacher.



Visits / Out And About

Go to a swimming pool. Enjoy playing in the water or practising some swimming.

When you get home, jot down some answers to the following questions:

How do you feel when you have been swimming?
Why is learning to swim important?

Share your work with your teacher.

